


For Lincoln® (Kaliburn®) Systems

150A MILD STEEL - O₂ PLASMA / AIR SHIELD


Plasma gas inlet:
120psi/8.4bar
Shield gas inlet:
120PSI/8.4bar




Shield Cap
97-0200




Shield
97-0513



Nozzle Retaining Cap
97-1365



Nozzle
97-0261



Swirl Ring
90-0405



Electrode
97-0258



Water Tube
90-0700

ENGLISH

Material Thickness	Preflow (psi)	Plasma (psi)	Shield (psi)	Postflow (psi)	Arc Voltage	Travel Speed (ipm)	Cutting Height	Pierce Height	Pierce Time (msec)	Kerf Width
1/4	20	71	30	69	127	165	.105	.200	300	0.085
3/8					130	125	.135	.250	400	0.090
1/2					132	90	.140	.300	500	0.094
5/8					135	70	.140	.325	600	0.099
3/4					138	55		.350	1000	0.104
1					141	40	.150	.400	1500	0.115
1-1/4					160	25	.200	.700	3000	0.126
1-1/2					167	15	.225	.350	1500	0.139

† American Torch Tip Company is in no way affiliated with the above-named manufacturer(s). References to the above-named machines, torches and numbers are for your convenience only. American Torch Tip is not necessarily authorized by the above-named manufacturer(s) to provide replacement parts. Most parts advertised for sale are made by, or for, American Torch Tip Company and other parts, as indicated, are original parts manufactured by the above-named OEM and are simply being resold by American Torch Tip Company. Part numbers followed by an * are manufactured by the respective OEM.

For Lincoln®
(Kaliburn®) Systems
#90-150-L
#90-150-R